


Gutter Systems

Gutters are metal channels that are attached to the edges of structures with down slopes. They enable water to escape via leaders and downspouts, preventing water from pooling on rooftops and other sloping structures.

When choosing a suitable gutter system, we recommend that you consider and answer the following questions prior to your purchase of any type of gutter such as Half Round, K-Style, and B-Max gutters.

1. What is the budget on your particular project?
2. What material makes the best option for your job?
3. How do you plan on installing your new gutter system?



Going Green
B&B SHEET METAL



















4 Generations of Experience & 100 Years of Excellence

Log onto **BBSHEETMETAL.COM** for more information.

Download brochures, conversion charts and access our extensive product line with a click of a button.

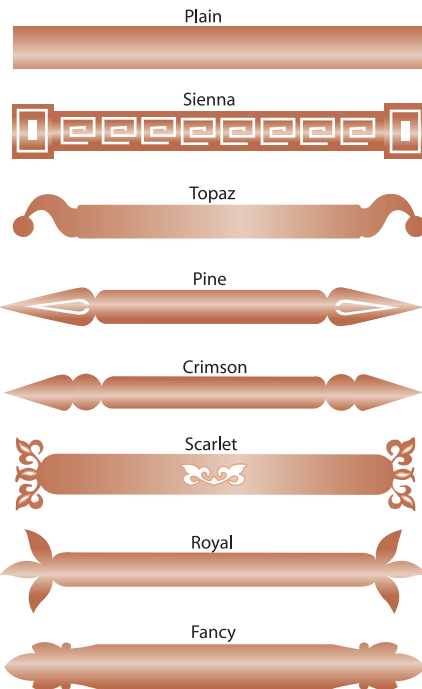
- Chimney Caps
- Chimney Pots
- Copper Coils
- Cornices
- Crosses
- Cupolas
- Downspout Elbows
- Equipment Supports
- Finials or Spires
- Flange Tubes
- Flashings
- Flat Metal Sheets
- Flat Roof Ventilators
- Full Louver Dormers
- Gutters
- Leader Heads or Conductor Heads
- Leaders or Downspouts
- Metal Awnings & Canopies
- Metal Roof Panels
- Metal Wall Panels
- Pitch Pockets
- Planters & Shutters
- Radiator Covers
- Register Air Grilles
- Ridge Caps or Hip Caps
- Scrap Metal Fabrication
- Scuppers or Eave Boxes
- Skylights
- Smokestacks
- Snow Guards
- Tools
- Wall Louver Vents
- Window or Door Pediments
- and More ...

DOWNSPOUTS, ELBOWS & OUTLETS OPTIONS

DOWNSPOUTS					
Plain Round	Round Corrugated	Plain Square	Square Corrugated	Creator	Quintet
					
OUTLETS					
Plain Round	Plain Round	Square	Square	Oval	Quintet Outlet
					
		<i>*Available in Oval</i>	<i>*Available in Oval</i>		
ELBOWS					
Round	Round Corrugated	A1	A	A	A
					
Sizes: 3in, 4in	Sizes: 3in, 4in	2in x 3in 3in x 4 in, 4in x 5in <i>*Available in A2 & B</i>	2in x 3in 3in x 4 in, 4in x 5in <i>*Available in B</i>	2in x 3in 3in x 4 in, 4in x 5in <i>*Available in B</i>	2in x 3in, 3in x 4 in <i>*Available in B</i>
<p><i>* Elbows are available in 30, 45, 60, 75, and 90 degree bends. 75 degree elbows are considered standard in the industry. We can custom fabricate any elbow design for both commercial and residential applications. Please specify in your order the degree of your elbow. Need it to be custom? Please call us at 718-433-2501.</i></p>					

STRAPS:

Used to attach downspouts to an exterior wall



Installation Guide:

- Plain Square: Hand made downspout most commonly used on commercial applications.
- Plain Round: Cylindrical shaped downspout with seam in the back. Taped to provide a snug fit without the excessive crimping on the end.
- Square Corrugated: Made with specialized roll form downspout machinery.
- "A" Runs away from the wall
- "A1" Seams are located on the back of the piece. Compatible only with elbow that channels water away from the building.
- "A2" Seams are Asymmetrical from "A1" (Seams are in the front) This model is commonly used in commercial products.
- "B" This piece hugs the wall and runs the leader across or along the wall.
- "A2" is always installed on top of the downspout.
- "A" and "B" Styles must be installed below the downspout.

