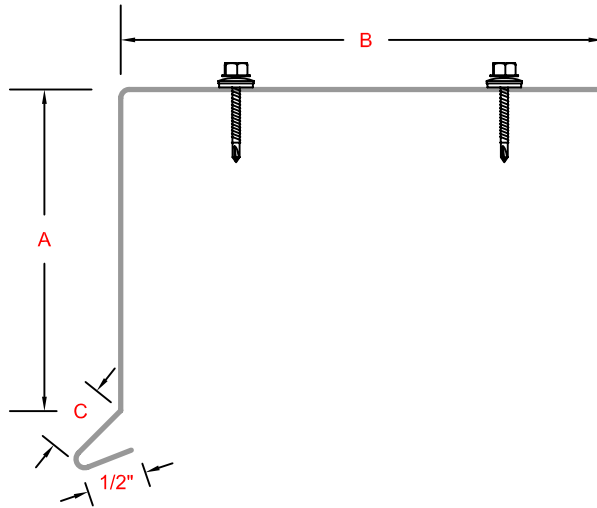
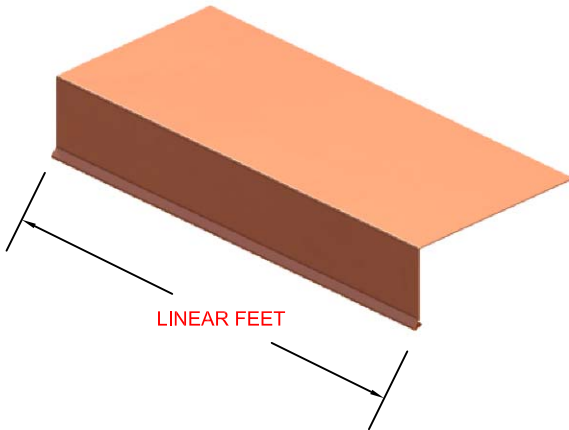
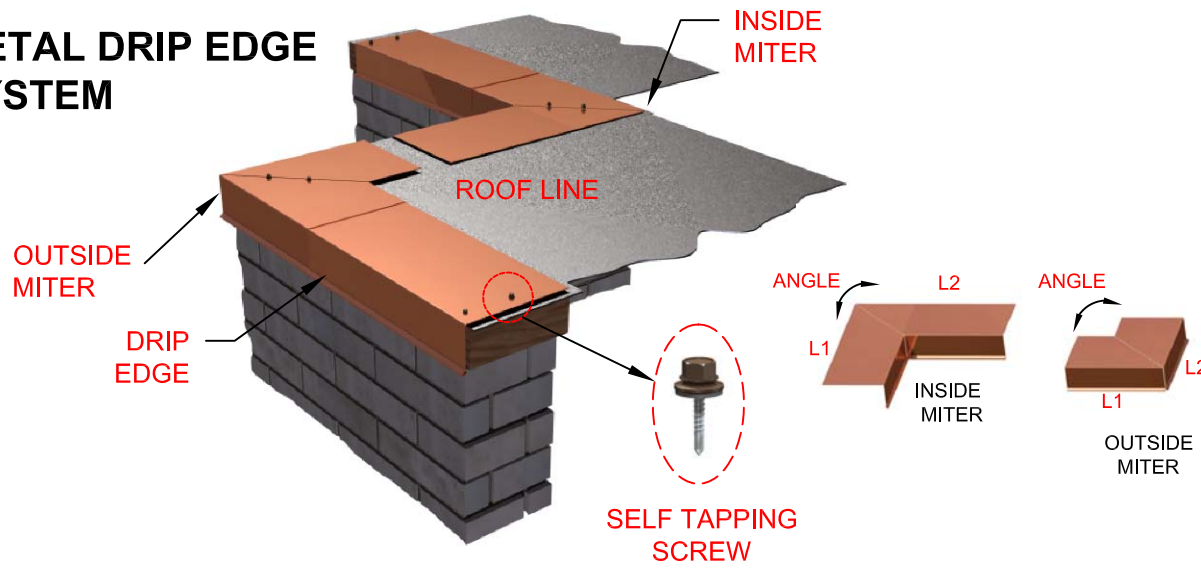


METAL DRIP EDGE SYSTEM



MATERIAL:

- [] COPPER [] 16 [] 20
- [] STAINLESS STEEL [] 22 [] 24 [] 26
- [] LEAD COATED COPPER [] 16 [] 20
- [] MILL FINISH ALUMINUM [] .032 [] .040 [] .050 [] .063
- [] ANODIZED ALUMINUM [] .032 [] .040 [] .050 [] .063

DIMENSION:

- DRIP EDGE: QUANTITY[]
- [] A
 - [] B
 - [] L.F.
- [] INSIDE MITER: QUANTITY[]
- [] L1
 - [] L2
 - [] ANGLE
- [] OUTSIDE MITER: QUANTITY[]
- [] L1
 - [] L2
 - [] ANGLE

ONCE THE FABRICATION BEGINS, ITEMS CAN NOT BE RETURNED. THE DETAILS FOR THIS JOB WERE CHECKED AND APPROVED BY: _____

B & B SALES REP

NAME: _____ SIGN: X _____

DATE: __ / __ / __



25-40 50 TH AVE.
 LIC, NY 11101
 P 718 433 2501
 F 718 433 2709
 info@bbsheetmetal.com
 www.bbsheetmetal.com

COMPANY:

INVOICE:

PO#:

PROJECT:

INSTALLATION INSTRUCTION:

OTHER:

DATE:

DRAWING #:

RES-DES01

PAGE(S):

1 OF 1

DRAWING BY:

NELSON SUT HO

APPROVED BY:

BOBBY BASCHNAGEL